

# **CLASSIFIED** **COMMISSIONS**



NAIDY PHOON

## **LEGAL NOTICE**

The Publisher has strived to be as accurate and complete as possible in the creation of this report, notwithstanding the fact that he does not warrant or represent at any time that the contents within are accurate due to the rapidly changing nature of the Internet.

While all attempts have been made to verify information provided in this publication, the Publisher assumes no responsibility for errors, omissions, or contrary interpretation of the subject matter herein. Any perceived slights of specific persons, peoples, or organizations are unintentional.

In practical advice books, like anything else in life, there are no guarantees of income made. Readers are cautioned to rely on their own judgment about their individual circumstances to act accordingly.

This book is not intended for use as a source of legal, business, accounting or financial advice. All readers are advised to seek services of competent professionals in legal, business,

accounting, and finance field.

Copyright information contained in this report may not be reproduced, distributed or copied publicly in any way, including Internet, e-mail, newsgroups, or reprinting.

Any violator will be subject to the maximum fine and penalty imposed by law. Purchasers of this product are granted a license to use the information contained herein for their own personal use only. Any violators will be pursued and punished to the fullest extent of the law.

## About Me

Hey, it's Naidy!

Congratulations and thank you for purchasing Classified Commissions and I guarantee you won't be disappointed in what I have in store for you.

I really appreciate you putting your trust in me and I'll try my best to reward you for investing your time and money in this course.

If you haven't heard of my boring story... My name is Naidy Phoon, I'm a full-time Internet marketer from Malaysia.



I dropped out of college at the age of 19 and have been doing Internet marketing ever since.

IM has allowed many people to escape the rat race, but I was able to avoid it altogether.

Never had a job in my life, and I intend to keep it that way.

I specialize in product creation and affiliate marketing. Throughout my IM journey I've made mistakes, I've learned from the best, and I love helping other people achieving their goals.

|  |    |
|--|----|
| Introduction.....                              | 7  |
| Step 1 : Choosing Your Affiliate Products..... | 9  |
| Step 2 : Building Your Machine.....            | 14 |
| Step 3 : Traffic Goldmines.....                | 24 |
| Step 4 : Scaling Up And Automation.....        | 37 |
| Final Words.....                               | 42 |

## Introduction

Classified Commissions is all about creating simple yet powerful cash-sucking machines and driving floods of traffic to them using free traffic goldmines - and ultimately making a ton of money.

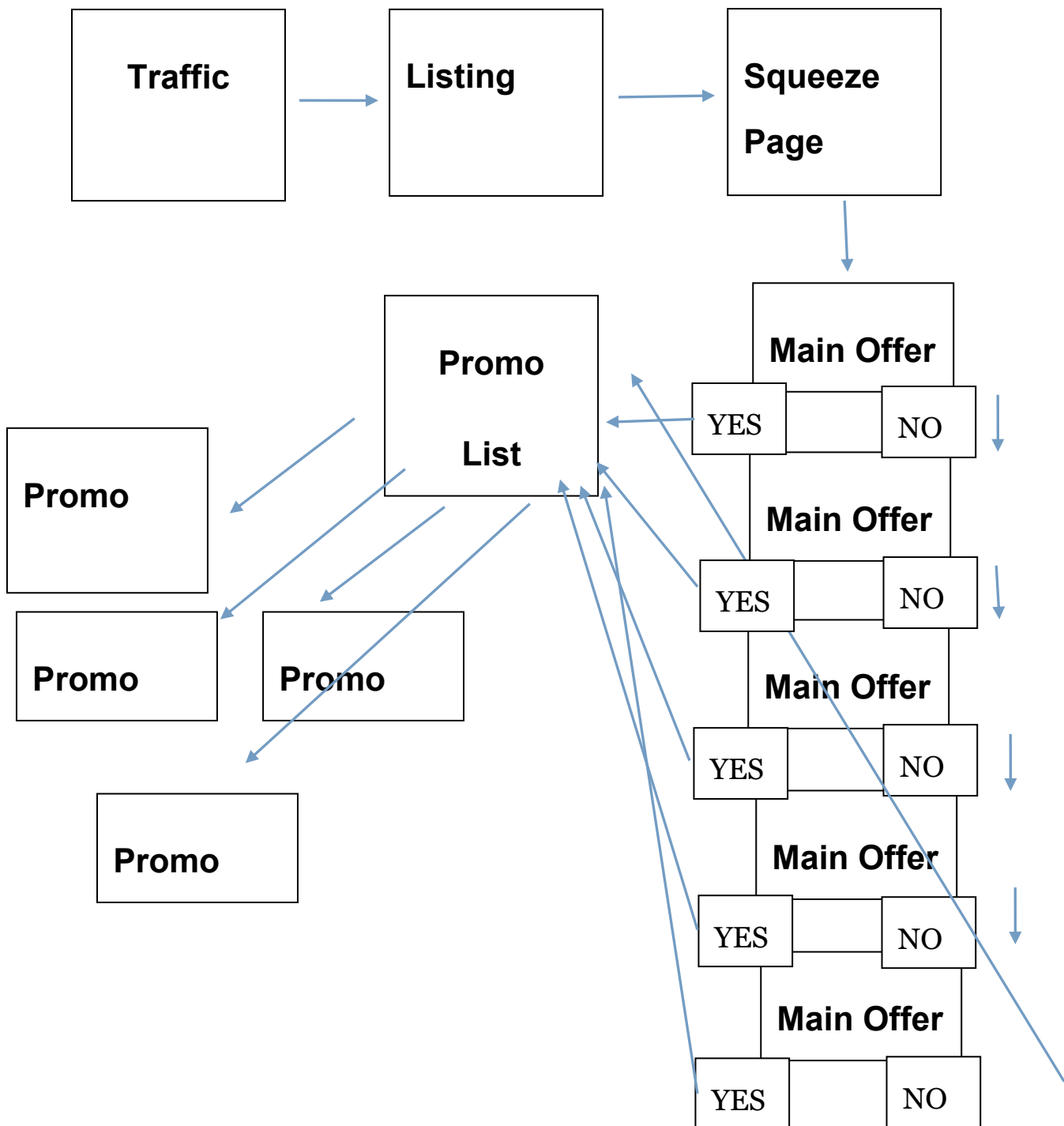
These cash-sucking machines are highly sophisticated (well, at least to me) sales funnels that are personalized and designed in a way to generate a sale. These funnels are capable of generating relatively big affiliate sales (\$47-\$197) with ease so just one sale a day could make you a \$3000/month income. Make 2 sales and you'll double that. Make 3 sales and... Amazing isn't it?

Once we've built our highly efficient funnel, we're going to drive tons of free traffic using traffic goldmines (classified ads sites). These sites collectively receive tens of millions of views per day (not per month, per day! ), so if you can get a piece of the pie you'll make a ton of money and build a huge list.

I'm going to show you step-by-step how to build your own cash-sucking machine, drive a ton of free traffic, and ultimately automate and scale the entire process.

**Here's the bird's eye view of the system :**

It may look like your typical funnel, but don't underestimate the power of it. There's a lot of intricacies involved, so make sure to take it one step at a time.





## **Step 1 : Choosing Your Affiliate Products**

It's imperative that you choose the affiliate product first and base your funnel and listings around it.

Here are some criteria that we should look at when choosing an affiliate product :

- **Skill/Location Pre-requisite**

We're going to be appealing to a wide variety of people, so it's important to promote products or opportunities that don't require the prospects to have too complex skills or knowledge.

Ideally we'll want to promote international offers because it's easier to scale and it'll help us avoid some issues.

- **Quality**

It's paramount that the affiliate product that you're promoting has a good reputation in the marketplace because people will search it up online when considering the opportunity. And also we want to be doing some good here :)

## ● **Price**

The funnel that we're going to create will warm up and excite the prospect so that they're primed to buy - not only now, but in the future. I've found that the price point of \$47-\$197 works well.

## ● **Niche**

We're going to be driving traffic from classified ads sites, specifically the job section so it makes sense to go with biz opp/job offers.

There are many ways that you could construct your funnel and many niches you could choose, but I'm going to show you my way of doing it, feel free to deviate a little bit according to personal preference.

For the purpose of this guide I'm going to base my funnel and affiliate products on the biz/opp or IM/MMO(Internet Marketing/Make Money Online) or job-searching niche.

There are tons of digital marketplaces where you can find affiliate products to promote such as :

**Clickbank**

**Clicksure**

**Commission Junction**

**CPA Networks ex. Maxbounty, Peerfly, etc..**

**(Refer to the bonus guide to get accepted into CPA networks)**

Let's take a look at a few examples and see whether they fit the bill.

Offshore Oil Rig Jobs --- Now Up To \$40/sale.  
Now With Recurring Billing. New System And Design. Affiliates:  
Http://www.rigworker.com/affiliate.shtml - Industry Leading Site.  
Offshore Oil Industry Resume Distribution Service And Employer  
Services Pay Affiliates 75%. High Improved Conversion.

Avg \$/sale  
**\$33.58**

**PROMOTE**

[Vendor Spotlight](#)

---

**Stats:** Initial \$/sale: **\$33.58** | Avg %/sale: **75.0%** | Avg Rebill Total: **\$0.00** | Avg %/rebill: **1.0%** |  
Grav: **12.60**  
Cat: **Employment & Jobs : Job Listings**

---

**Price :** Yes - The price of this affiliate product is great, it's on the lower end of the \$27-\$197 spectrum but still good.

**Niche :** Yes - it's in the job market.

**Skill/Location Pre-requisite :** No - there are too many pre-requisites to work at a offshore oil rig, ex. Physical fitness,

knowledge of the industry, etc.. Remember, you'll want to choose one which has the lowest barrier to entry as possible to qualify as many people as possible.

Let's take a look at another one.



---

|   |   |
|---|---|
| <b>My Income At Home System - Earn \$66.55</b><br>Stop Being A Poor Affiliate And Become A Super Rich Affiliate By Promoting This Make Money Online System. Make Huge Commission On Every Sale - High Conversion Rate - Low Refund Rate - Join Now. | Avg \$/sale<br><b>\$66.39</b><br><br><b>PROMOTE</b> |
|---|---|

---

**Stats:** Initial \$/sale: **\$66.39** | Avg %/sale: **75.0%** | Avg Rebill Total: **\$0.00** | Avg %/rebill: **0.0%** |  
Grav: **1.61**  
Cat: **Employment & Jobs : General**

---

**Price :** It's much higher than the previous offer, so we get a better reward for our efforts. Keep in mind that we'll be warming them up and priming them to buy so price is irrelevant to a certain extent. Why not make more money while we're at it?

**Niche :** Yes - it's in the job market.

**Skill/Location Pre-requisite :** After going through the sales page, I've determined that the skills and knowledge required to succeed with the program is minimal.

This product fits the criteria mentioned above hence we can go ahead and select this one. Do the same for other products in different networks and you'll find plenty of quality and profitable offers.

You can also go for in-house affiliate offers that aren't available in networks.

## Work at Home

### Online Job Opportunity

Open Account...

Log In...

[Home](#) [Signup](#) [How To](#) [Last Withdrawals](#) [Partnership](#) [Help](#) [Login](#)



**Over \$1,000 Cash Outs To Affiliates Every Month!**

*Would you like to receive more money each month?  
Or even have permanent stream of revenue, working at home to make real cash...*

#### Make Money Online



Have you ever wished about a real and easy way to make free money in Internet, even if you have absolutely no experience? Have you ever dreamed about work at home?

It works round-the-clock, and for not just days or weeks, but for months and months, very own Money from Your Website making you tons of CASH!

#### Get Started Now

First Name:

Last Name:

Your Email:

Password:

Re-type Password:

Sign Up...

Signup is free

#### Zero Investment Program



We designed this system specifically for NO COST methods, to make hundreds, if not thousands of dollars, without spending money.

#### Income While You Sleep



Earn \$1,000... \$2,000... \$5,000...  
Turn your site traffic into cash!  
You get paid for every visitor that clicks on our advertising.

**Your task for now is to choose an affiliate offer that fits the criteria above and grab your affiliate link.**

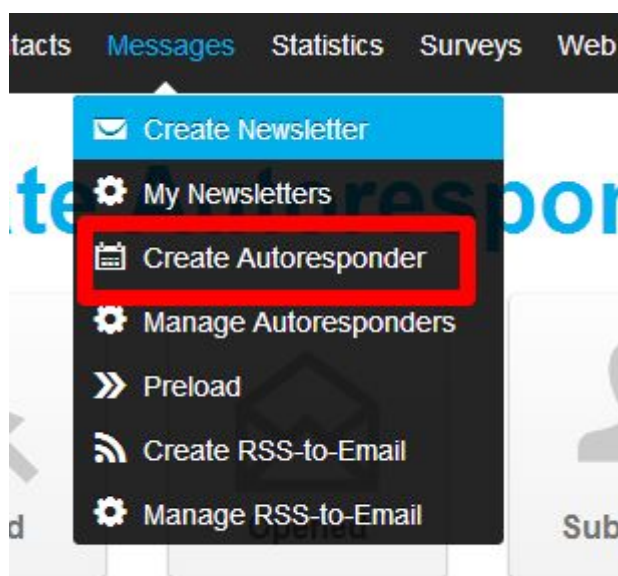
**Reminder : Take your time to choose the right product because it'll be the basis of your funnel and your listings.**

## Step 2 : Building Your Machine

Your autoresponder is a crucial element of your machine because it automates and streamlines your email marketing. It sends out emails automatically when people sign up so all you have to do is send traffic to your highly efficient funnel and make money.

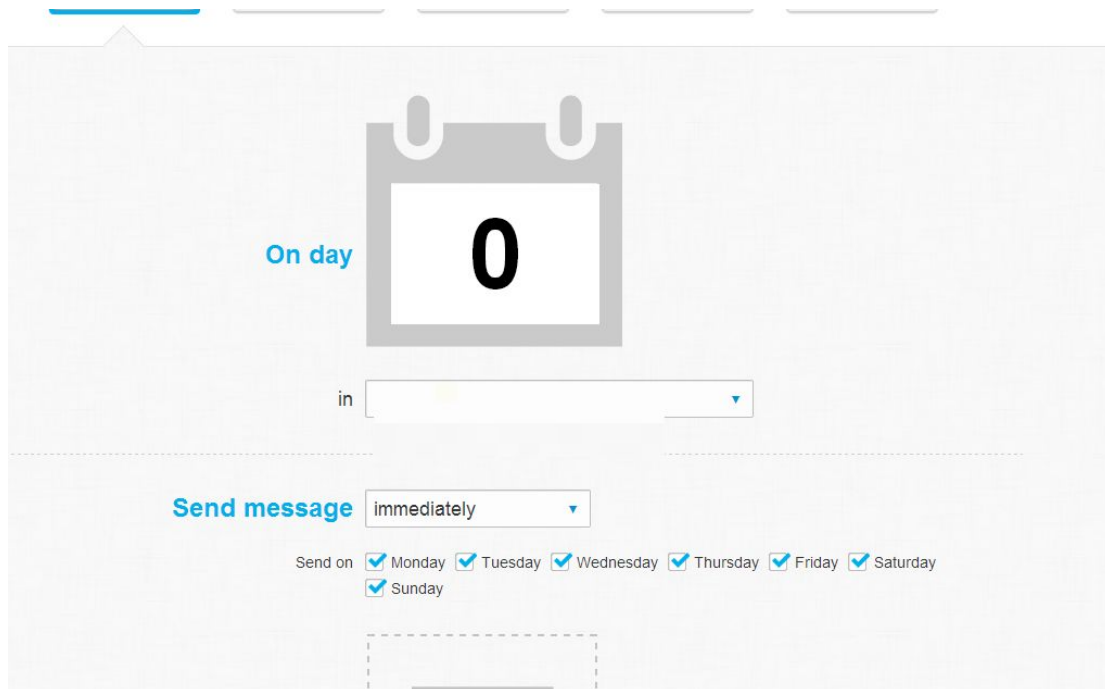
The autoresponder company that I recommend is Getresponse.

We're going to set up our autoresponder messages before driving traffic to it so that everything is automated and ready to go.



The first message will be sent automatically when someone opts in via our application page i.e. Our squeeze page (more on this later)

Select send on day 0, so it'll go out immediately.



The screenshot shows a message scheduling interface. At the top, there are five horizontal lines, with the first one highlighted in blue. Below this, a calendar icon displays the number '0' in the center, with the text 'On day' to its left. Below the calendar is a dropdown menu with the word 'in' to its left. Further down, there is a 'Send message' label followed by a dropdown menu set to 'immediately'. Below this, there is a 'Send on' label followed by a row of checkboxes for each day of the week: Monday, Tuesday, Wednesday, Thursday, Friday, Saturday, and Sunday. All checkboxes are checked. At the bottom, there is a dashed rectangular box.

The first message should be short and straight to the point.

It should say something along the lines of :

***“Dear (first name token - whatever it is for your AR) :***

***Thank you for submitting your application - you will be contacted soon should you be approved”.***

***Sign Off***

That's it - no link, no nothing.



It will prepare them for the offer coming ahead. There's a weird tendency of human beings to want something badly if they're told that they can't have it - so the fact that they have to apply to get your offer makes them highly qualified hence your conversion rates will be through the roof!

If things don't make sense at this point, don't worry.

It's like the Karate Kid movie where Mr. Miyagi had him do the "wax on, wax off" motion over and over again. He didn't get it at first, but he soon realized the reasons behind doing so.



And so will you! Just do it and you'll get the whole picture later on.

The second autoresponder message should be set at day 2, so it'll

go out one day after their application and the first email.



On day **1**

in naldysubs

---

**Send message** same time signed up

Send on ☒ Monday ☒ Tuesday ☒ Wednesday ☒ Thursday ☒ Friday ☒ Saturday ☒ Sunday



It should say something like :

***“Dear (first name token - whatever it is for your AR) :***

***Congratulations,***

***Based on the information you have provided us,***

***Your application has been approved.***

***Please click here (affiliate link) to proceed.”***

## ***Sign Off.***

It's short and simple. Remember your task here is not to sell them on the offer, the sales page will do that. You just have to trigger the click.

At this point you're going to have some people taking up the offer (most probably a high percentage because they're primed to join).

But what about those that don't buy?

We would be leaving a lot of money on the table if we don't follow up with them.

The reason people don't buy/join is because they either don't trust you or they don't believe that what you have for them will help them.

We're going to be handling some objections and sell them on the offer.

On day two we'll just send a reminder email which is essentially a duplicate email so that those who didn't open will and those who did will get the chance to see the offer again.

The screenshot shows a configuration interface for an email campaign. At the top, there are five tabs: "Time-based" (highlighted with a blue border), "Clicked", "Opened", "Subscribed", and "Goal reached". Below the tabs, there is a large calendar icon with the number "2" on it, preceded by the text "On day". Below the calendar, there is a dropdown menu labeled "in" with a blue bar and a downward arrow. Below this, there is a "Send message" button and a dropdown menu set to "same time signed up". Below the "Send message" button, there is a "Send on" section with checkboxes for "Monday", "Tuesday", "Wednesday", "Thursday", "Friday", "Saturday", and "Sunday", all of which are checked. Below the "Send on" section, there is a dashed box containing a small calendar icon.

Set it to day 2.

Now on day 3, we're going to be sending an email like this :

The screenshot shows a configuration interface for an email campaign, similar to the one above but for Day 3. At the top, there are five tabs: "Time-based" (highlighted with a blue border), "Clicked", "Opened", "Subscribed", and "Goal reached". Below the tabs, there is a large calendar icon with the number "3" on it, preceded by the text "On day". Below the calendar, there is a dropdown menu labeled "in" with a blue bar and a downward arrow. Below this, there is a "Send message" button and a dropdown menu set to "same time signed up". Below the "Send message" button, there is a "Send on" section with checkboxes for "Monday", "Tuesday", "Wednesday", "Thursday", "Friday", "Saturday", and "Sunday", all of which are checked. Below the "Send on" section, there is a dashed box containing a small calendar icon.

***“Dear (first name token - whatever it is for your AR) :  
We have received numerous questions on the “your affiliate product” . Here are some frequently asked questions and the answers to them”***

Here we'll list some FAQ and their answers. The question should be common objections that people have to your affiliate offer, ex. If the objection is lack of experience, the question would be “do I need prior experience” and your answer would be no.

On day 4, we're going to be sending them some testimonials and reviews on the product. This part is easy just take testimonials from the sales page and insert them into the email. Don't manufacture proof - use the ones that they display.

The screenshot shows an email automation configuration interface. At the top, there are five tabs: 'Time-based' (highlighted with a red box), 'Clicked', 'Opened', 'Subscribed', and 'Goal reached'. Below the tabs, there is a large calendar icon with the number '4' on it, preceded by the text 'On day'. Below the calendar, there is a dropdown menu labeled 'in'. Below this, there is a 'Send message' button and a dropdown menu set to 'same time signed up'. Below that, there is a 'Send on' section with checkboxes for 'Monday', 'Tuesday', 'Wednesday', 'Thursday', 'Friday', 'Saturday', and 'Sunday', all of which are checked. At the bottom, there is a dashed box representing the email content area.

It should go something like this :

***“Dear (first name token - whatever it is for your AR) :***

***If you aren’t in the “your affiliate offer” yet, here are some success stories of people who are in :***

***- Testimonials here***

***Be a success story now and join (your affiliate link)”***

***Sign Off***

On the fifth and final day of the sequence, you should have already made some sales. This final message is meant to give those who haven’t joined that final push. We’re going to be introducing some scarcity here.

Here’s how your fifth email will look like :

We don’t want to be saying something false like the offer is going away tomorrow, but we want to inject some urgency.

We’re going to say something like :

***“Dear (first name token - whatever it is for your AR) :***

**If you haven’t joined (your affiliate offer), this is your last chance to join at its lowest price.**

**After today, we cannot guarantee that the price will remain at (your offer price).**

**Click here (your affiliate link) to join before the price rises significantly.”**

**Sign Off.**

**Your task for now is to sign up for an autoresponder account and set up your messages.**

### Step 3 : Traffic Time!

Before proceeding to post on the sites, it's important to understand what classified advertising is all about.

According to Wikipedia,

***Classified advertising is a form of advertising which is particularly common in newspapers, online and other periodicals which may be sold or distributed free of charge.***

Essentially it's posting short text ads on websites that already have a consistent flow of traffic - either for free or for a small fee.

There are three types of classified ads , and there are different strategies for each of them.

- Exclusively local sites

These are sites exclusively for certain countries or states. For example, USFreeAds is exclusively for people in the



States.

**USFreeads** Quick Find: powered by Google

Home | Register | Post Ad | My Account | Help | Affiliate Program | Local Classifieds | Just Viewed | Keyword Alerts

**RECENT CLASSIFIEDS**

- pure breed male ...
- mix breed. mothe...
- puppies american...
- akc bull terrier...
- toy poodle - hal...
- charming teacup ...
- ==>: cheap ...
- rh property clea...
- leopard gecko ca...
- happy lovely cav...
- toy poodle - dio...
- amazing alien an...
- border collie...
- newport beach we...

**ADS NEAR YOU**

Enter your zip to find ads in your area!

**POST A CLASSIFIED**

[Click here to post a classified!](#)

**Free Classifieds**

Welcome to USFreeads!

We've been providing high traffic, high response Free Classifieds since 1999. If you'd like to post a classified ad on our system, please [click here](#). Your ad will go live instantly!

**Browse classified ad categories:**

- Automotive** (7,620)
- Collectibles** (2,956)
- Home & Garden** (15,074)
- Toys, Games & Models** (2,772)
- Health & Fitness** (12,227)
- Employment** (322)
- Clothing & Footwear** (8,230)
- Announcements** (3,248)
- Sports** (2,822)
- Pets & Animals** (18,820)
- Real Estate** (1,233)
- Business Opportunities** (40,973)
- Hobbies & Leisure** (5,746)
- Electronics** (10,786)
- Miscellaneous** (13,598)
- Jewelry & Watches** (7,633)
- Services** (10,609)
- Wanted Ads** (139)

**What's hot on USFreeads?**

**Dogs for sale!** Hundreds of people reply to 'dog for sale' ads each and every day. If you're looking to buy or sell a dog, check out our [dog classifieds](#) section today. **Horses** are also extremely popular and finding new homes fast!

[Click here to place an ad!](#)

**ACCOUNT LOGIN**

Username:

Password:

[Account Login](#)

**New to USFreeads?**

- [Learn how to sell](#)
- [Learn how to buy](#)

[Search](#)

[Register](#)

[Place Classified](#)

**Catalogs** **NEW!**

- [Knowledge Base](#)
- [Local Classifieds](#)
- [Free Content](#)
- [Hot feature ads](#)

**NEW! Jeeps for sale**

We also run a specialist **Jeep** classifieds site for all you jeepers!

My Account  
Post Ad  
Local Classifieds  
Help Topics

Copyright© 1999 - 2014 USFreeads. All rights reserved  
Please read our Terms of service & Privacy Policy

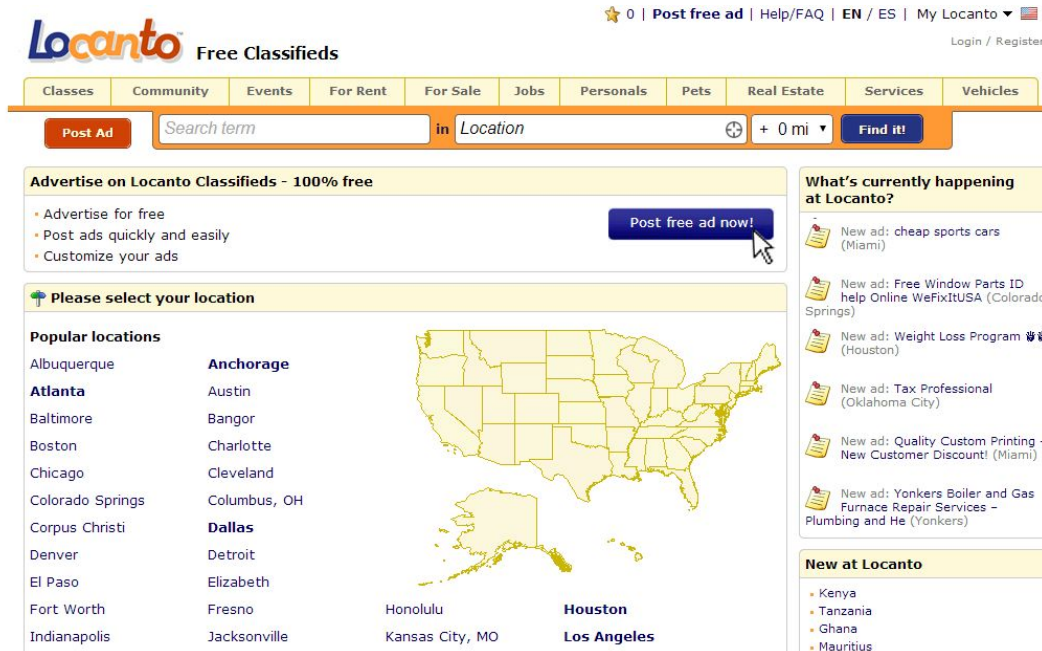
CONTACT US  
Privacy Policy  
Terms of Service

payments powered by  
**WorldPay**

- Global Sites

These are sites that cater to international users, but have local sections which you can post in depending on your location.

An example of this is Locanto.

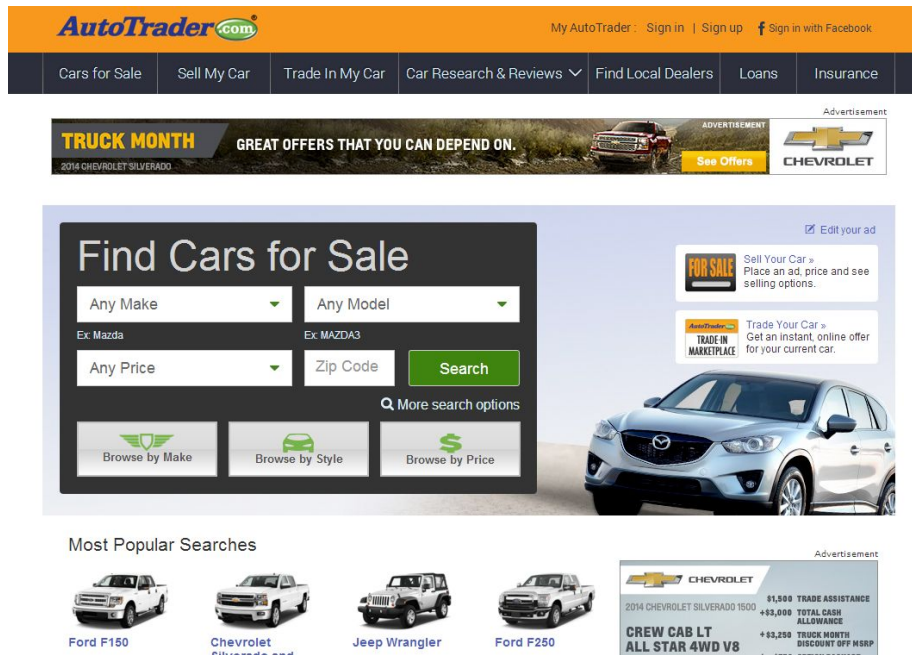


There's locanto.com, there's locanto.in, etc..

There are also global sites with no local sections, which is great because there's a wider variety of products to promote.

- Specialty sites

These sites are for listing certain types of products and/or services only. For example, Autotrader only allows the listing of vehicles.



There are some questions you need to ask before posting in these sites.

**Can you post in these sites if you're from another location?**

It really depends on the site. Some are stricter than others. Craigslist for example wouldn't allow you to post in cities more than 15 miles away from where you're located.

There are ways to get away with that, but honestly posting in your local area should suffice to start with. I'll show you ways your can get around the restrictions later if you want to.

## **Are There Limitations On How Many Posts You're Allowed A Day?**

Most sites have limits imposed for obvious reasons. If they don't state the limit I'd assume it's 1-2 per day.

## **Are You Required To Create An Account To Post?**

Most of the time you're not. Most of the time you'll be sent an email to verify that you posted the listing.

## **What's allowed and what's not?**

Different sites have different restrictions as to what types of listings are allowed. For example speciality sites like autotrader only allows listing of vehicles. Some don't allow NSFW (not safe for work) listings. Most sites don't allow IM/MMO or affiliate marketing listings, but that doesn't matter since we'll be sending them to an application/squeeze page first.

Before posting our listing we need to first create a squeeze page (or in this case an application page).

There are many ways of building a squeeze page such as :


- Using templates
- Using page builders such as Unbounce, Leadpages, etc..
- Outsourcing
- Creating one from scratch using HTML
- Etc...

If you haven't created a squeeze page before, I really suggest going for the page builders because it's so easy. If you have you probably already know how to do it quickly.

Remember to people seeing it from the listings it's an application page so it should say something like :

***“Please fill in the form below and submit your application. We will get back to you within 24-48 hours”***

You'll want to keep the “name” and “email” fields in because it'll look more genuine. Grab your form code from your autoresponder and complete your squeeze page.



Design Settings **Publish**

**Who will publish this web form to your website?**

- ☐ I will install my web form  
I'm comfortable with HTML and have access to edit my pages
- ☐ My web designer will install my web form  
My web designer knows HTML and have access to my pages for editing
- ☐ GetResponse will host my web form  
Host your web form on the GetResponse server

---

JavaScript Code: [Show JavaScript Code](#) [Show HTML Code](#)

Please add the following HTML code to your website.

```
<script type="text/javascript"
src="http://app.getresponse.com/view_webform.js?"
```

Your squeeze page should look something like this :

**Please fill in the form below  
and submit your application.**

Name:

Email:

**Sign Up!**

It's important to keep it simple and straight-to-the-point, because at this point you'd have already provided them enough information in the listing.

A simple search on Google will yield a list of classified ads sites that you could post in.

The screenshot shows a Google search interface with the query "online classified ads". The search results page displays several links to classified advertising websites. The top navigation bar includes "Web", "News", "Images", "Shopping", "Maps", "More", and "Search tools". The search results are as follows:

- Yellow Pages Classifieds - yp.com**  
Ad [www.adsolutions.yp.com/FreeListing](http://www.adsolutions.yp.com/FreeListing)  
Free Sign up for Premier Local Advertising on Yellowpages.com  
YPsmallbiz has 495 followers on Google+
- Online classifieds - thegooddeal.com.my**  
Ad [www.thegooddeal.com.my/classifieds](http://www.thegooddeal.com.my/classifieds)  
Your free internet classifieds now Post & sell in a few clicks
- 6 Craigslist alternatives for online classified ads - Digital ...**  
[www.digitaltrends.com](http://www.digitaltrends.com) Web  
Apr 17, 2014 - Whether you are tired of Craigslist or looking for more exposure on the dining room table you're trying to sell, here are six free online ...
- Classifieds - Free Classified Ads Online**  
[www.classifiedads.com/](http://www.classifiedads.com/)  
Free classified ads for cars, jobs, real estate, and everything else. Find what you are looking for or create your own ad for free!  
Log in - Jobs - Pets - Vehicles
- craigslist: SF bay area jobs, apartments, personals, for sale ...**  
[www.craigslist.org/](http://www.craigslist.org/) Craigslist Inc.  
craigslist provides local classifieds and forums for jobs, housing, for sale, personals, services, local community, and events.  
Houston - Detroit - Miami - Los Angeles
- Classified advertising - Wikipedia, the free encyclopedia**  
[en.wikipedia.org/wiki/Classified\\_advertising](http://en.wikipedia.org/wiki/Classified_advertising) Wikipedia  
Classified advertisements are much cheaper than larger display advertisements. The

On the right side of the search results, there is a sidebar with the following links:

- Google**  
[www.google.com](http://www.google.com)  
Search a  
Get Help
- Xaxis**  
[www.xaxis.com](http://www.xaxis.com)  
A new typ  
Our result
- MY Free**  
[myclassifieds.com](http://myclassifieds.com)  
Free Clas  
Buy/Sell/
- Malays**  
[malaysia.com](http://malaysia.com)  
All-in-1 Cl  
Buy-Sell-
- See your a

Let's take a look at one of them.

This is a website called WorldFreeAds.



[home](#) | [my account](#) | [advanced search](#)




Bookmark this site by clicking [CTRL and D](#) Welcome: Guest

[login here to post a free classified ad](#) [home](#) [register](#) [lost password](#) [search](#)

**AdChoices** ▶

- ▶ X Factor
- ▶ Free Live
- ▶ Ross Free

**Keyword Search**

[Advanced Search](#)

**Site Menu**

- └ Browse Ads
- └ Ad Pricing
- └ Buyer Features
- └ Seller Features
- └ Contact Us

**Other Free Advertising Options**

[CLICK HERE](#)

[Click here to post Free Ad](#)  
[free classifieds](#)

### User Agreement

WorldFreeAds.com is a platform for users to connect with one another. WorldFreeAds.com does not participate in, nor is it a party to, any classifieds transactions. WorldFreeAds.com does not screen or control users who may sell, buy, or trade using WorldFreeAds.com, nor does WorldFreeAds.com review, endorse, guarantee or authenticate all listings offered for sale or trade. Therefore, users of this service should be aware that:

- \* Sellers and buyers are completely responsible for working out the sale and exchange of goods or services
- \* Sellers and buyers are responsible in resolving any disputes that may arise from classifieds transactions. It is important to use care throughout your dealings with other users in WorldFreeAds.com. WorldFreeAds.com cannot and does not confirm each and every user- purported identity.
- \* Sellers and buyers are responsible for researching and complying with any applicable laws, regulations or restrictions on items, services, or manner of sale or exchange that may pertain to transactions in which they participate.
- \* Upon the completion of a sale, sellers and buyers are responsible for their own payment, shipping costs, applicable taxes and any other costs incurred by participating in WorldFreeAds.com classifieds.

**ACCESSIBILITY**

Ads posted on WorldFreeAds.com must be in English.

WorldFreeAds.com services are available to all of our users who can perform legally binding contracts under applicable law. By using or registering with WorldFreeAds.com, you agree to provide true and accurate information about yourself. Anyone who is considered a minor (under the age of 18) in the state or province of residence is prohibited from registering as a user. Additionally, we reserve the right to refuse access of our service to anyone at our sole discretion.

### Jobs In Malaysia

monster.com.my  
Immediate Requirement. Submit CV Now!

>

---

在家挣高收入

---

Post Classified Job Ad

---

Jana RM20 Setiap Survey

---

Earn Extra Money At Home

As the name implies, it's an international site with no local sections. Look for a Help/FAQ/Terms page. Now we'll analyze the site and ask the questions that I've mentioned above.

## Does the website require you to sign up in order to post?

Yes - it says "login here to post a free classified ad".

## Can You Post From Other Countries?

Yes - after taking a look at the site there are no local sections and anyone is free to post regardless of location.



## Is There A Limit To How Many Times You Can Post A Day?

How many free ads can I post?

There is no limit to the number of ads as long as you post them in relevant categories. Ads posted in wrong categories will be deleted

**Warning:** We do not accept any form of Adult classifieds. Please do not register if you intend to place adult classifieds as your account will be removed and blocked without warning. World Free Ads is a family safe website.

So the first thing to do is register if it's required by the site.

### Registration

Before posting free classified ads, you need to register and become a member. Your account information is private - Your email will never be visible and is required only so we can send a confirmation of your registration and a reminder when your ad will expire. We will never share any of your personal information. Please provide a **valid email address** as account confirmation will be sent to that address and you will not be able to place free ads unless your email address is correct.

**First Name:**  \*

**Last Name:**  \*

**City:**  \*

**State (US only):**  ▼

**Country:**  ▼

**Zip Code:**

**Phone:**  \*

**Email Address:**  \*

**Reenter Email Address:**  \*

Please enter a username and password that will be used for this site.

**Username:**  
6 to 12 characters (letters numbers and no spaces)  \*

**Password:**  
6 to 12 characters (letters numbers and no spaces)  \*

**Reenter Password:**  \*

**Agree to User Agreement?** \* ☐ yes

Place  
Classified  
Ad

Reach  
millions  
seek  
#1 jobs



Next choose an appropriate category.

[Announcements](#)  
[Art & Collectibles](#)  
[Automotive](#)  
[Boats & Marine](#)  
[Business Merchandise](#)  
[Business Opportunities](#)  
[Business Services](#)  
[Computers & Software](#)  
[Clothing & Fashion](#)  
[Electronics](#)  
[Gifts](#)  
[Health & Fitness](#)  
[Home & Garden](#)  
[Internet Related](#)  
[Miscellaneous](#)  
[Music & Entertainment](#)  
[Personals](#)  
[Pets & Animals](#)  
[Real Estate](#)  
[Sports & Recreation](#)  
[Travel](#)  
[Work From Home](#)

It's rare that a classified ads site has a "work from home" section. Usually it's a sub-category of "jobs" like sales or marketing.

For the title, enter something like "part time/full-time workers wanted."

Enter your website URL.

For the ad description you'll want to describe the job a little bit, enter some requirements **based on your affiliate offer**.

Then, enter your squeeze page URL at the end.

**Item Category:** Main > Work From Home

**Ad Length:** 30 Days ▼

**Ad Title:** Part Time/Full-Time Job Av

**Website URL** Your Squeeze Page URL ?

**Ad Description:**

Part time/full-time jobs available.

- No experience necessary
- Must be aged 18 and above.
- Other requirements
- Submit your application at your squeeze page URL

**Submit**

Repeat these steps on other sites.

You see how this all works? You set up your highly efficient funnel, your squeeze page, and you send people there from these sites.

Everything is automated once they enter the funnel - let the machine do the selling for you.

It's important to follow the rules on each of these sites, always check the TOS/FAQ section first.

## **Step 4 : Scaling Up And Automation**

Now here's the fun part - once we've set everything up and got the ball rolling, it's time to increase and automate our earnings. Let me show you some ways to do this.

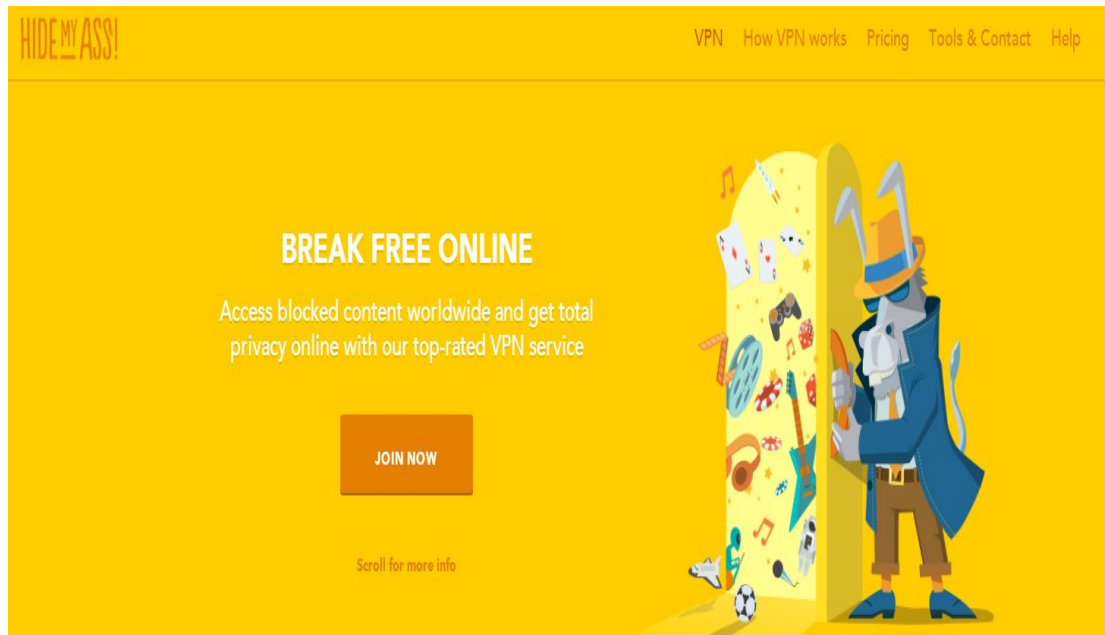
### **Post On Different Locations On The Same Site**

You should definitely start with your local sections first because to be honest it's more than enough with all the sites out there.

Most local sites or international sites don't allow you to post in locations that you don't belong in or in multiple locations.

The way to do this is to switch out your IP address and post. I don't do this, but I know those that do this and focus only on one site, Craigslist for example. I'm not going to go too much into it because it's not something that I do and I like to keep things simple.

The service that I recommend to change your IP address is [hidemyass](#).



Make sure to use different email addresses when posting in different locations.

There are people on Fiverr that will create email accounts for you.

I will create 50 email accounts for \$5

IN ONLINE MARKETING / OTHER



FAVORITE




## Outsourcing

If you don't want to hide your IP address or create all that email accounts, outsourcing is the way to go.

These freelancers are trained to post these listings, they've got phone-verified accounts, they've got several IP addresses, they're pros.

You can go with firms like this one.




Get the Word Out!

[Home](#) [Craigslist Posting Service](#) [How To](#) [Pricing and Packages](#) [Blog](#) [About Us](#) [FAQ](#) [Contact Us](#) [Call Now – 949.229.2577](#)

### Craigslist Posting Service

Welcome to CraigslistPostingService.net. Your premier Craigslist Posting Service provider. We have developed unique strategies to consistently post ads anywhere on Craigslist for you automatically. You can now have ads for your services or products appear nationwide in all the top trafficked cities! Don't fuss with complicated Craigslist posting software! [Contact us](#) immediately to get started TODAY!

## Advertise on the 9th most visited site on the web!



#### Step 1: Create Your Ad



CALL TODAY  
**1-888-555-5555**


Create a graphical or text based ad that details exactly what services you are offering or products you are selling. Make sure that you leave some way for

#### Step 2: Choose Where to Post



Choose which cities and sections on Craigslist you would like to post to, as well as the amount of times you want to post. We offer one time postings, hourly,

#### Step 3: Watch Your Phone Ring

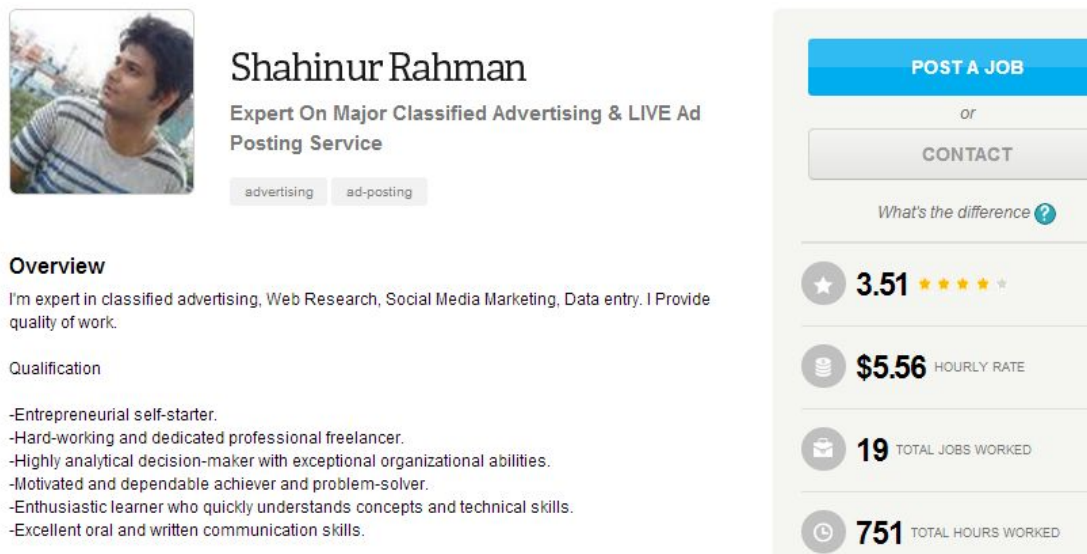


You will be amazed at the quality and quantity of hot leads you will receive from CPS Craigslist Posting Services. It is not uncommon for our clients to receive

Or find freelancers on sites such as [freelancer.com](#), [odesk.com](#), etc..



Here's an example of a freelancer offering posting services.



The screenshot shows a freelancer profile for Shahinur Rahman. On the left is a profile picture of a man. To the right of the picture, the name 'Shahinur Rahman' is displayed in a large font, followed by the title 'Expert On Major Classified Advertising & LIVE Ad Posting Service' in a smaller font. Below the title are two tags: 'advertising' and 'ad-posting'. Underneath is an 'Overview' section with a short bio: 'I'm expert in classified advertising, Web Research, Social Media Marketing, Data entry. I Provide quality of work.' Below this is a 'Qualification' section with a list of bullet points: '-Entrepreneurial self-starter.', '-Hard-working and dedicated professional freelancer.', '-Highly analytical decision-maker with exceptional organizational abilities.', '-Motivated and dependable achiever and problem-solver.', '-Enthusiastic learner who quickly understands concepts and technical skills.', and '-Excellent oral and written communication skills.' To the right of the profile is a sidebar with several buttons and statistics. At the top is a blue 'POST A JOB' button, followed by a grey 'CONTACT' button. Below these is a link 'What's the difference?'. The statistics section shows a rating of 3.51 stars, an hourly rate of \$5.56, 19 total jobs worked, and 751 total hours worked.

**Shahinur Rahman**  
Expert On Major Classified Advertising & LIVE Ad Posting Service

advertising ad-posting

**Overview**  
I'm expert in classified advertising, Web Research, Social Media Marketing, Data entry. I Provide quality of work.

**Qualification**

- Entrepreneurial self-starter.
- Hard-working and dedicated professional freelancer.
- Highly analytical decision-maker with exceptional organizational abilities.
- Motivated and dependable achiever and problem-solver.
- Enthusiastic learner who quickly understands concepts and technical skills.
- Excellent oral and written communication skills.

**POST A JOB**  
or  
**CONTACT**

What's the difference?

3.51 ★★★★★

\$5.56 HOURLY RATE

19 TOTAL JOBS WORKED

751 TOTAL HOURS WORKED

\$5 per hour? That's crazy! You'll see a crazy ROI if you choose the right freelancer.

Check for ratings, past work, etc..

## Changing Up Your Offer

Often times by choosing a higher priced offer you increase your profits exponentially.

Many people have this misconception that if you double your prices you decrease your conversions by half. This is not true, especially for this system because you have the highly efficient funnel selling them on the offer.

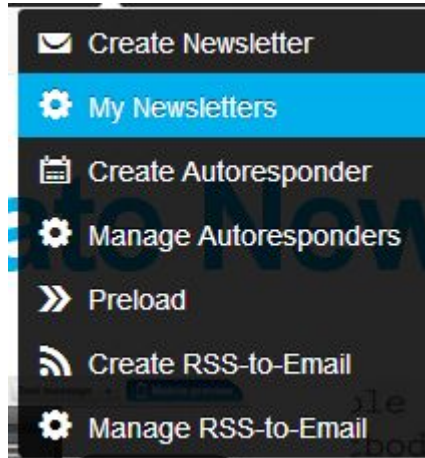


## **Sending Broadcasts**

Once the 5-day autoresponder sequence has ended, you can continue to sell stuff to them.

Make sure to keep your offers relevant.

To send a broadcast simply go to your Getresponse dashboard and click on “create new newsletter” from there you can create your email and send it out to them.



## Final Words

Congratulations! You've completed the entire course and should be on your way to making \$50-\$195 in affiliate commissions on autopilot!

Go through the guide a couple of times, and take action! Take it a step at a time, and you'll succeed.

Once again I want to thank you for putting your trust in me, and I wish you massive success!

To Your Success,

Naidy.

