

FREE TRAFFIC **ROCKET**

DISCOVER THE SECRETS TO
\$72,535.89 ONLINE IN LESS
THAN 6 MONTHS



TYLER PRATT

Disclaimer

This report is for personal use only. You do not have the right to reproduce or distribute it any way.

While reasonable attempts have been made to ensure the accuracy of the information provided, the author does not assume any responsibility for errors, omissions or contrary interpretation of this information and any damages or costs incurred by that.

The author does not warrant or represent at any time that the contents within are completely accurate due to the rapidly changing nature of the Internet.

This book is not intended for use as a source of legal, business, accounting or financial advice. All readers are advised to seek services of competent professionals in legal, business, accounting, and finance field.

The author does not assume any responsibility or liability whatsoever for what you choose to do with this information. Use your own judgment.

In practical advice books, like anything else in life, there are no guarantees of income made.

Free Google Hangout
Learn How To Get More Leads and Traffic

[Register Here](#)

Table Of Contents

[Welcome](#)

[Intro To Free Traffic Sources](#)

[Forum Traffic](#)

[Forum Traffic Walkthrough](#)

[Youtube Traffic](#)

[Youtube Traffic Walkthrough](#)

[Email Traffic](#)

[Email Traffic Walkthrough](#)

[Blogging Traffic](#)

[Blogging Traffic Walkthrough](#)

[Social Media Traffic](#)

[Social Media Walkthrough](#)

[Bonus Free Traffic Source](#)

[JV Traffic Walkthrough](#)

[Conclusion](#)

[Resources](#)

Welcome

Thanks for picking up this amazing Free traffic source information.

The key to success online is this.

Targeted Traffic + Conversions = Online Income

If you want to make money only then you have to have traffic, there is no way around it. And your choices are either Free traffic or Paid Traffic.

For my students I recommend both. But for this report we are going to focus on Free traffic sources.

Sure there are over 100 free traffic sources you could work on. And I have tried them all. But I have found that less than 10 actually work and get you conversions.

In this report I will focus on 5 of my favorite and consistent sources of traffic.

Getting people in front of your offers is the only way to pull in the big bucks.

Before you move into the traffic sources. You have to first pick a niche, and then find a high converting offer.

I will stick with the Internet Marketing MMO niche and explain how to take free sources of traffic and send to a high converting offers.

If you want a detailed Video training of this entire report.
[Click Here for the Gold Training Package](#)

Intro To Free Traffic Sources

The one thing I recommend you getting is your own domain. Toss up wordpress and install the “pretty link” plugin.

What this does is redirect your domain to your offer.

Why would you want to do this? Because the link you will be promoting, is the same link as 10,000 other people promoting the same offer.

So the link may be forbidden in some free traffic source locations.

If you have your own domain and redirect to the offer then you can ensure that no one website will ban your link.

You don't want to be that guy/girl that just blast your link all over the place with no real plan.

It's a must you have a plan. You can either send all your free traffic to a lead capture page to collect an email and follow up. Or you can send directly to an offer.

This offer can be [CPA offers](#), [Clickbank](#), [JVzoo](#), [Warriorplus](#), [Network marketing opportunity](#), or Your own products.

I highly recommend you send all your free traffic to a lead capture page first, collect an email and then promote your offer to your list.

It does not really matter what you send your traffic to. What matters is that the traffic is targeted.

Makes no sense to send a list of people who are interested in Weight loss to a Make Money Online offer.

That is why is very important to find the right offer to match the traffic source.

Here is an example of a good lead capture page that I use with great success.

A lead capture page design with a three-step process bar at the top: 1 BEGIN, 2 CONTINUE... Enter Your Email (highlighted in red), and 3 PROFIT. The main headline is 'Need Fresh Leads? "New Push Button System Spits Out 67 Leads Daily"' in bold black and red text. Below the headline is a sub-headline '(Yes, Get Red-Hot Leads in 24 Hours or Less!)' and a urgency message 'Hurry, EXPIRES: December 14, 2015' in bold black and red text. The form consists of two input fields: 'Enter Your Name Here' and 'Enter Your Email Here', each preceded by a red arrow. Below the form is a large yellow button with the text 'YES! LET ME IN NOW' in bold black text. At the bottom, there is a copyright notice '© Copyright 2015 All Rights Reserved' and a link to the 'Privacy Policy'.

1 BEGIN 2 CONTINUE... Enter Your Email 3 PROFIT

Need Fresh Leads?
"New Push Button System Spits Out 67 Leads Daily"
(Yes, Get Red-Hot Leads in 24 Hours or Less!)
Hurry, EXPIRES: December 14, 2015

→ Enter Your Name Here
→ Enter Your Email Here

YES! LET ME IN NOW

© Copyright 2015
All Rights Reserved [Privacy Policy](#)

****** You can duplicate this exact landing page by using this system [Click HERE](#)

Forum Traffic

Forum traffic has always been my go to traffic source online. It's highly targeted and converts great.

Whenever you get a group of people together, who are all interested in the same thing. Well that is the place you want to be with targeted product to offer them.

Very good forums online will let you place a signature at the bottom of all your posts. And inside that signature you can place a link to whatever you want.

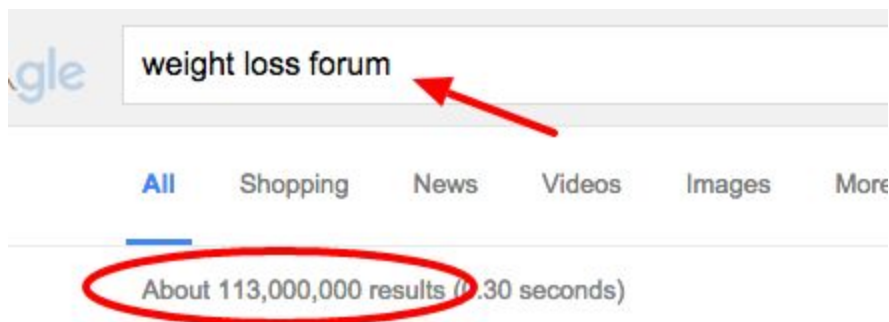
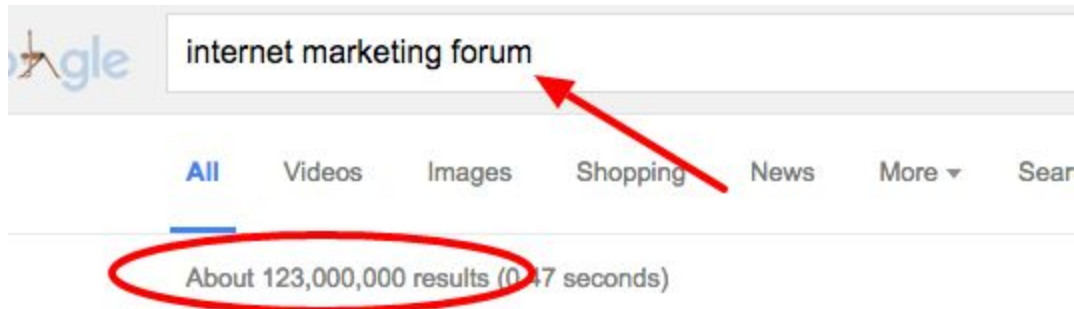
Finding a forum is as simple as going to Google. Search for “niche + forum”.

internet marketing forum
make money online forum
network marketing forum

weight loss forum

bodybuilding forum
fitness forum

The possibilities are endless and there are thousands of forums on the internet you can choose from.



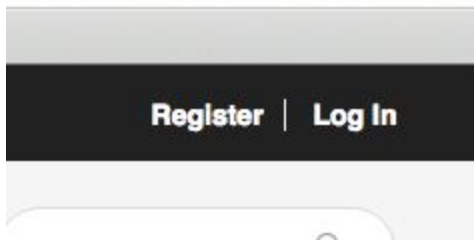
Forum Traffic Walkthrough

My favorite forum is going to be warrior forum. This is a gathering place of other people who are all looking to create income online.

When you find a great product to promote to that crowd then you have a winner.

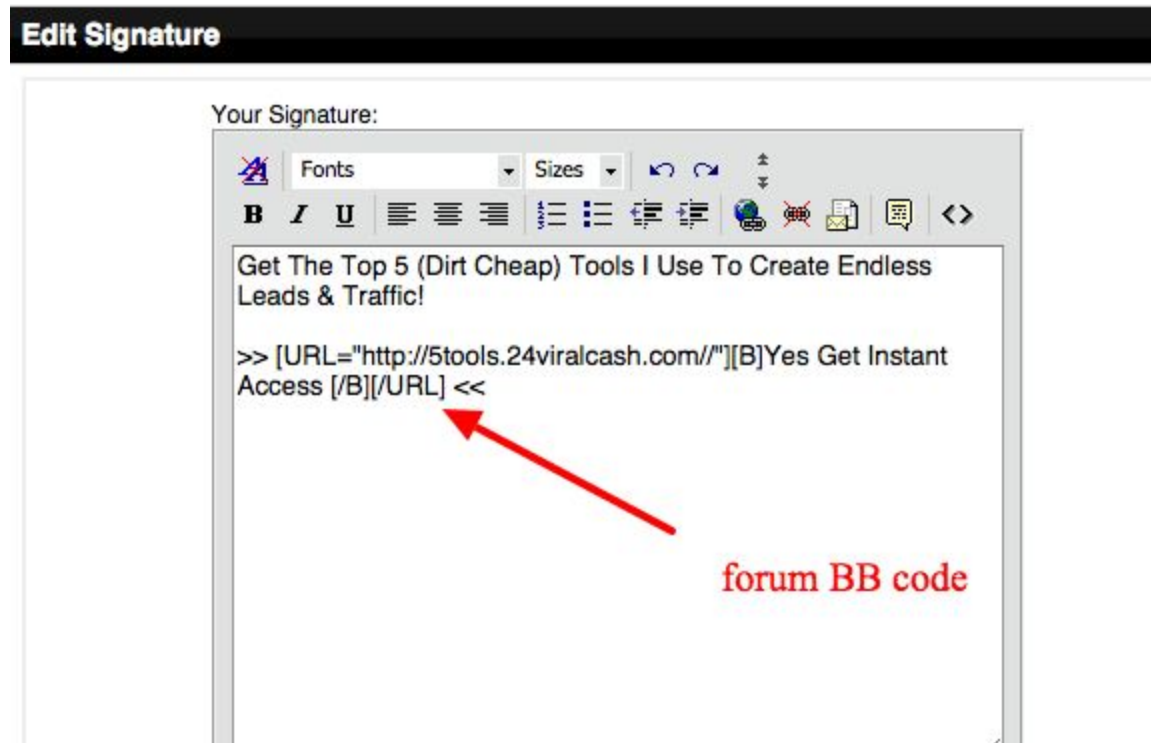
Click here for the [WarriorForum](#)

Create an account



After you register then click on the User CP and click on Edit Signature





Get The Top 5 (Dirt Cheap) Tools I Use To Create Endless Leads & Traffic!
>> [URL="<http://5tools.24vircash.com/>"] [B]Yes Get Instant Access
[B] [/URL] <<

Use the code above, just change the link be yours.

Then update your signature

Next you want to set a goal for yourself that you will respond to 15 new posts per day. Whenever you post, you are leaving your link to all to see and click on.

Find threads that you can add value to.

Go into the main section and find a thread you think you can respond with some value.



Take a look at these titles. You could go to each of them and respond.

admin	
↓ Ideal WordPress Template for internet marketer??	Valtan
↓ Why does Clickbank with holds my payments?	tacassim
↓ Fast Subscriber and Views Youtube ?	zakx
↓ Why is MLM considered a monster? (1 2)	mondayitis
↓ what can i do with 100\$?? (1 2)	66572
↓ Fiverr Traffic	oneresource
↓ Question about "submit URL to Google:	strawhat
↓ Ebook? That's so boring.	Raydal
↓ I can't add paypal account	dchamo

14th Dec 2015, 04:09 PM

Tyler Pratt
Advanced Warrior
War Room Member



Join Date: 2009
Location: Florida
Posts: 551
Thanks: 21
Thanked 172 Times in 111 Posts

Re: Ideal WordPress Template for internet marketer??

The mikefrommain show uses this them. I really like it
<https://thrivethemes.com/themes/focusblog/>

Get The Top 5 (Dirt Cheap) Tools I Use To Create Endless Leads & Traffic!
>> **Yes Get Instant Access** <<

Free Traffic

My Signature to Lead Page

Edit Qu

The Free traffic comes from people clicking on your signature. Give away something for FREE that will benefit the person reading your forum post.

If you set a goal to respond 15 posts per day for the next year. Well then you have your signature, with link, on 5,475 threads.

Do you think you could get some steady traffic from that?

Yes you can!

Youtube Traffic

Ok so Google is the kind of traffic, but Youtube is owned by Google and are in the 2nd spot for Traffic King status.

And guess what?

Google will always outrank its own videos (your video) in the search engine.

Ok you may be thinking, “but Tyler I don't know how to make videos”

Well that is not an excuse anymore.

Making videos is as simple as pushing a button.

Your choices are this. Stick your face on the camera and talk. This works great.

Or

Use a program like [Camtasia](#), [Screenflow](#), or my favorite Free program [Screencastify](#)

Your videos are going to be educational. Teach someone how to do something.

If you don't know how to do what you're going to teach.

Go learn it, apply it, then teach it.

Do you know how to setup a wordpress blog? if Yes there are millions of people who don't. So you could make a quick video on setting up wordpress.

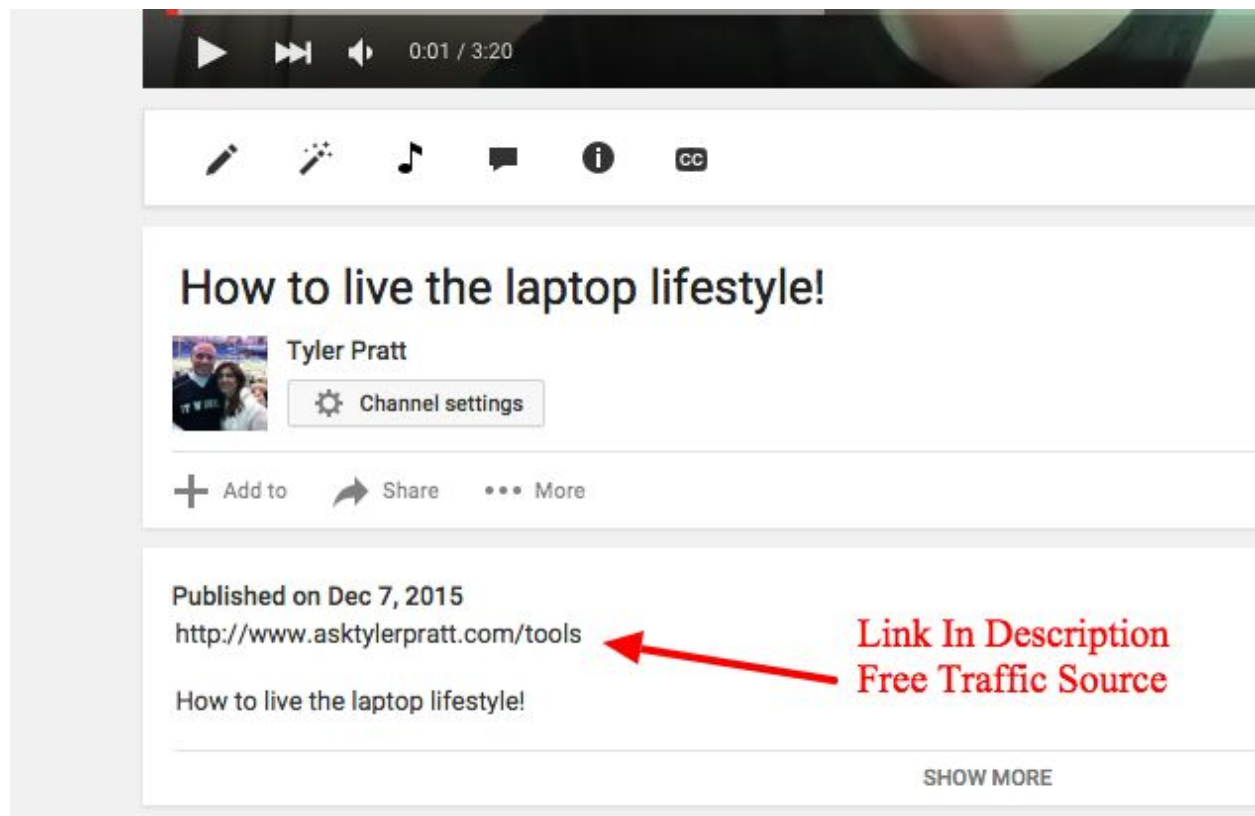
When you get done with this Free Traffic report you will be able to create a video from what you learned.

Apply everything in here, then teach someone else on a video.

The traffic from videos is very targeted. And with lots of views you will get a ton of clicks.

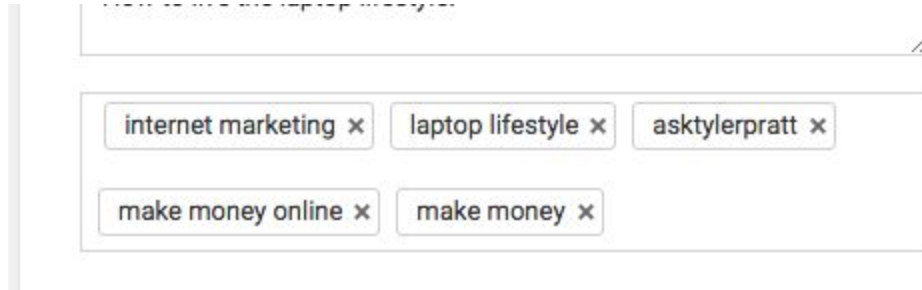
Youtube Traffic Walkthrough

The best way to get traffic is to put your link inside the description of the video.



It's not enough to just create a video and upload it. Its also important to give the search engines information so they can rank per your keywords.

Tags, Title, and Description should have keywords that is related to what your teaching. This way the search engines will rank per that keyword.



The key to making videos work is consistent action. You have to make videos all the time.

But why not? They are easy and fast to make. And could potentially bring you in free traffic for many years.

So imagine this, you create 400 video over the next 2 years. And all are getting 300 new view per day. That is 120,000 people looking at your link.

Now that is what I call some serious free traffic.

Email Traffic

If you are doing it right online then you should be building an email list. And that email list will be the single best source of Free Traffic.

Imagine sending out an email to 10,000 people on your list. How many do you think will click on your link?

So if only 5% click on your link. That 500 clicks you can send to any offer you choose.

Wow that is a lot of free traffic. And you can do it over and over every day.

There are a couple different lists you can build. One is the freebie seeker list. This is a list of people who wanted your free offer and put in there email.

And that is ok, you want freebie seekers, they will eventually convert. Just takes longer.

Then you have the buyers list.

The “Holy Grail” of listbuilding. When you create a product and sell it. You are building a buyers list. And that is the best source of FREE traffic you can find.

Email Traffic Walkthrough

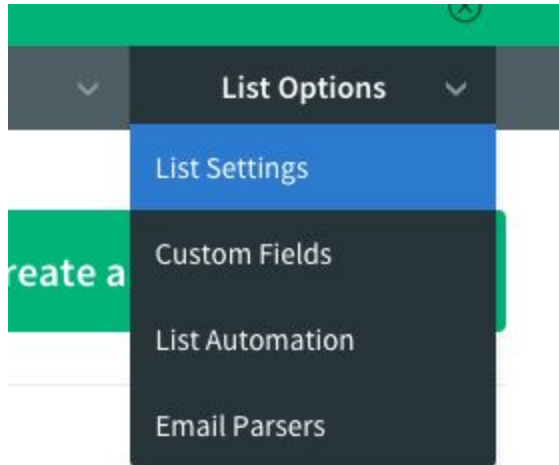
If you setup your optin form from the suggestion I gave you before then you should start to build the list. Let me walk you through setting up Aweber. And getting a submit form connected to your email list.

Register for an account with Aweber [HERE](#), its free to join for 30 days




Once inside you want to click on “Manage List” then click on “Create New List”

Go through each step.

Once you list is setup click on List Options



Next click on Confirm Opt-in

-  **Basic Settings**
Name & describe your list, set up notifications.
-  **Personalize Your List**
Tell us about your company, set social media, etc.
-  **Confirmed Opt-In**
Personalize your confirmed opt-in message.

Make sure send a confirmed opt-in email is turned OFF


Send a confirmed opt-in email for Web Forms:

☐ off

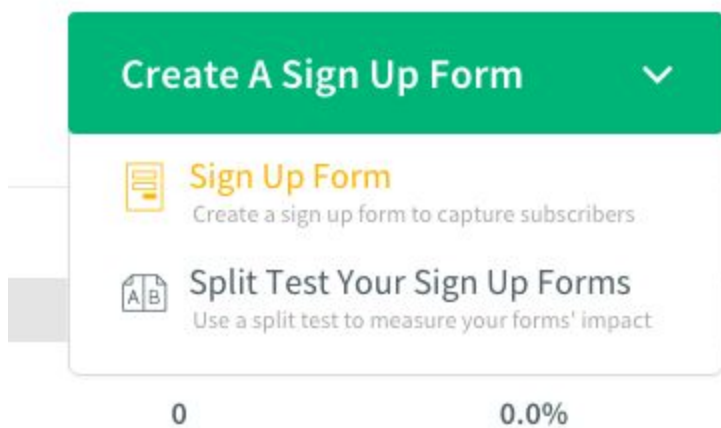
Send a confirmed opt-in email for Imports:

☐ off

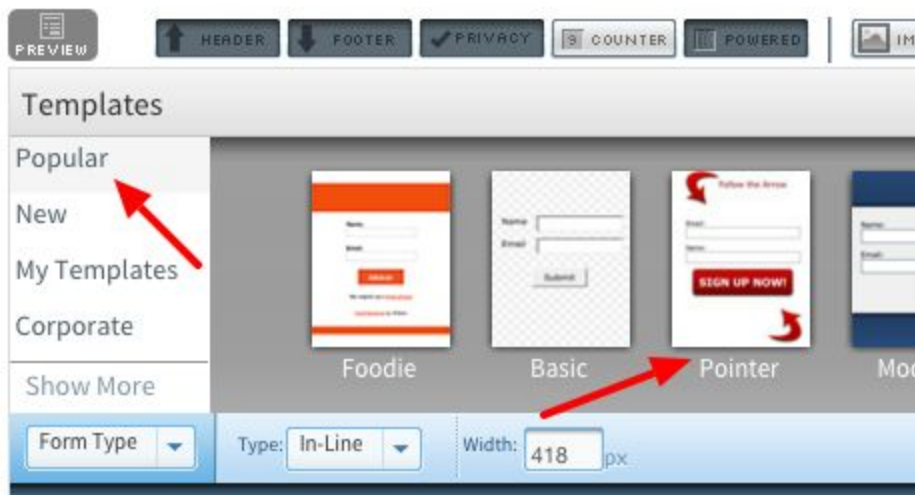
Now go to Signup Forms



Create a signup form



Next you want to pick a good template to use on your website.



Click on Step 2

Then choose the name and the url to redirect people to when they are on your list. This usually is your download page, thank you page, or a one time offer sales page.

Form Name*:
My Lead Capture

Thank You Page:


☒ **Basic Version**
Simple Page Customized With Your Logo

☐ **Custom Page**
Use Your Own URL

☐ **Stay on Current Page**
Subscriber does not see a thank you page

Already Subscribed Page:
Basic Version

[Preview](#)



Who Will Publish This Form To Your Website?



I Will Install My Form

You are comfortable with HTML and have access to edit your pages

Javascript Snippet
The Quick and Easy Version

Raw HTML Version
Advanced Design Customization

For Those Comfortable with Raw HTML:
Easily customizable to fit any scenario.
Track statistics in your account.

<!-- AWeber Web Form Generator 3.0.1 -->

<style type="text/css">

```
#af-form-398274664 .af-body .af-textWrap{width:98%;display:block;float:none;}
#af-form-398274664 .af-body .privacyPolicy{color:#000000;font-size:11px;font-family:Ve
#af-form-398274664 .af-body a{color:#880303;text-decoration:underline;font-style:norm
#af-form-398274664 .af-body input.text, #af-form-398274664 .af-body textarea{backgro
#af-form-398274664 .af-body input.text:focus, #af-form-398274664 .af-body textarea:fo
#af-form-398274664 .af-body label.previewLabel{display:block;float:none;text-align:left;
#af-form-398274664 .af-body{padding-bottom:15px;padding-top:15px;background-rep
#af-form-398274664 .af-footer{padding-bottom:20px;padding-top:20px;padding-right:7
```

Last part is to click on I will install my form, and Raw HTML Version.

Copy and paste this code into your website.

Now you are ready to collect new leads, and then follow up with them.

Blogging Traffic

Blogging has been around for many years. Every since wordpress put together a Free software to download and build out nice blogging websites.

When you blog you will attract a following. And when you attract a following then you will get high quality Free Traffic.

This type of traffic will be 2nd best to email marketing. Your goal should be to use blogging to build your list. Then send out offers to your list.

What do you blog about?

Look at all the problems that people are having. Blog about how to solve them.

And trust me on this, you can find so many topics that you will be able to blog everyday.

Think about the product you want to promote, and then think of all the different areas you can talk about. They are endless and will keep you busy for a long time.

** Important here. I want to stress this.

Blogging takes time and consistent effort. You will blog alto and not see any return for a while. But eventually it starts to pay off.

Blog each day with the intent of not getting anything in return for the effort. If you do this, then you will have a huge following and tons of FREE traffic.

Blogging Traffic Walkthrough

Setting up a blog is very simple. You have 2 options, go with a self hosted platform like Wordpress.com, or Blogger.com.

I don't recommend these because you don't control the website. If some employee does not agree with your content, they can shut your blog down.

The second option and the one I always recommend is to host it and control your own blog.

Wordpress.org is the best solution and Hostgator will be the place to host it.

With this second option of hosting it yourself. You own the website, no one can delete your blog because they don't agree with your content. And believe me, someone out there will not like something about what you say or do. It's just how it goes.

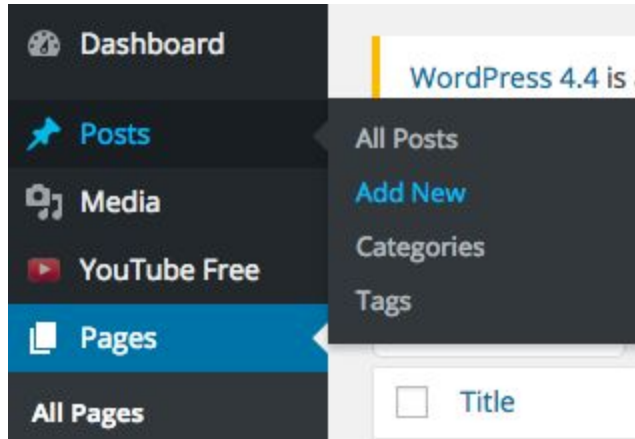
Here is a great tutorial from hostgator to help you get your blog setup

Go [HERE](#)

Once have it setup then don't spend too much time on the little things like plugins, or themes. You can do this later. Just start getting in the habit of creating content.

And I mean Massive Amounts Of Content.

On the left side menu inside your wordpress click on add new post



Add a good title that will pull people into your post

Here are some examples of headlines that work

=====

Who Else Wants xxx ?
The Secret Of xxx
Here Is A Method That Is Helping xxx To xxx
Little Known Ways To xxx
Get Rid Of xxx Once And For All
Here's A Quick Way To xxx
Now You Can Have xxx
Have A xxx You Can Be Proud Of
What Everybody Ought To Know About xxx
How To xxx So You Can xxx
They Didn't Think I Could xxx, But I Did
How xxx Made Me xxx
Are You xxx ?
How To xxx
Warning: xxx !
Do You Make These Mistakes With xxx ?

=====

Next is the actual content. Create something of value. Something that your reader can go out right now and take action on.

And finally is the tags. Put in some tags that can help the search engines find your content, and then post in the search results.

Hit submit and your done. Do this daily and eventually you will see a huge amount of traffic coming into your website.

Social Media Traffic

Social media is another amazing way to build Free traffic into your online system.

Yes you will find a lot of choose from. The that always deliver for me is facebook. But only if you set it up right.

I found that Instagram and Twitter just does not deliver any quality free traffic.

So setting up facebook the right way is important. The right way is to build a network of people who will be interested in your products or services.

5k is the limit you can have on your account. So make sure its filled with other people who would be interested in your offers.

If your account is filled with all your old college friends, and family, then you will be wasting space on your feed.

To get people into your network you have to spend the time to go out and find them. And the best place is inside groups.

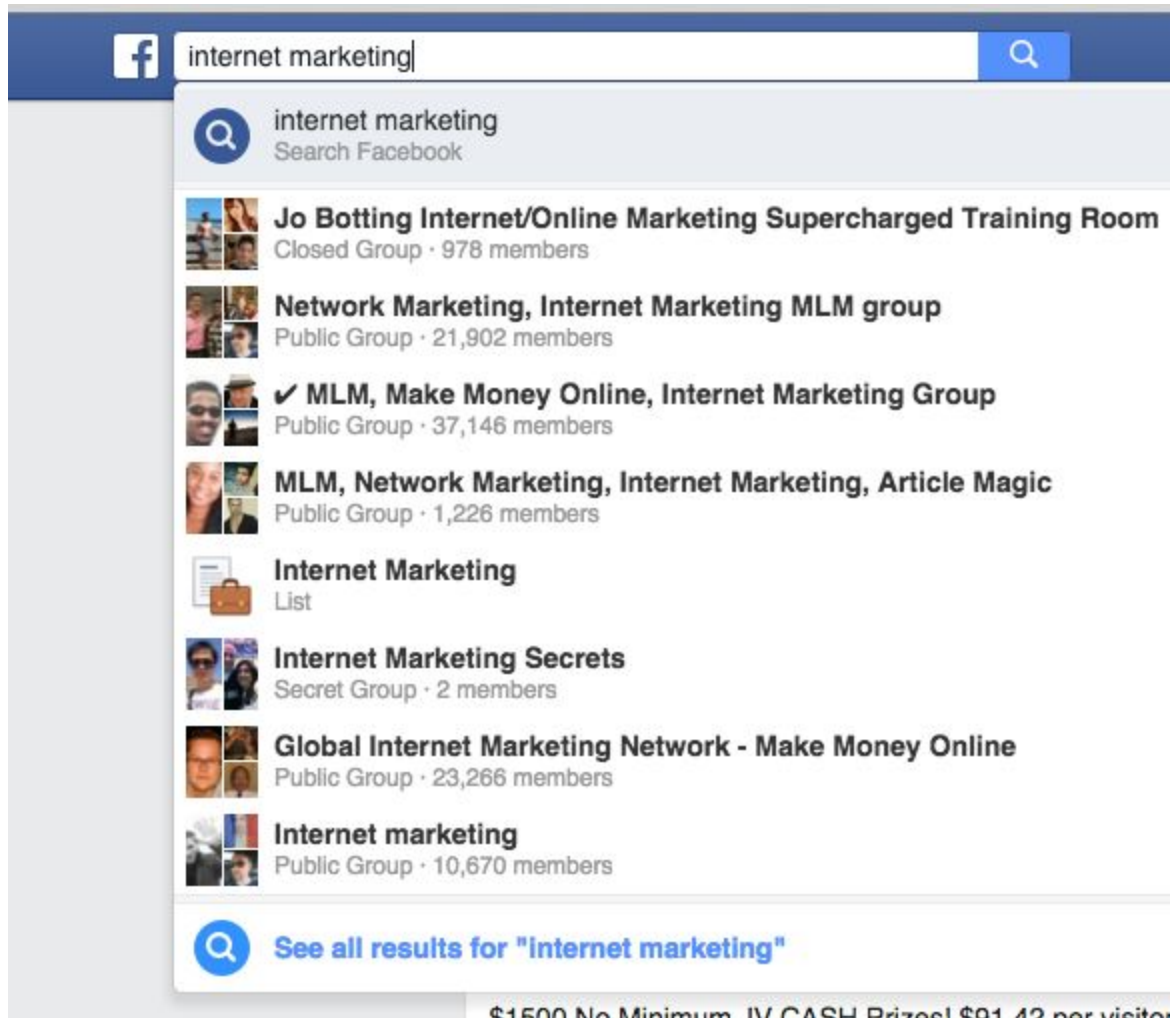
Facebook groups are title for what the people inside are interested in. So a search for the keyword of your niche/product and you will find a whole bunch of groups with lots of members.

Inside the groups will be the people you want to add to your personal contact list.

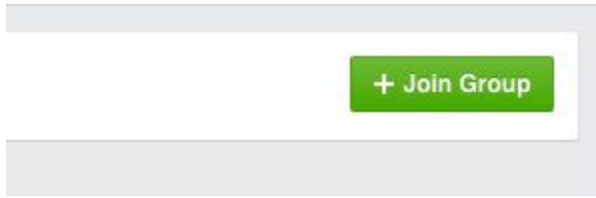
Social Media Walkthrough

Inside of facebook do a search for your niche. I will use Internet Marketing for this example.

Take a look at this list.



Pick on and then join the group



After you join the group, then go into the members area. Here is the place you want to start friending others.

I warn you on this, be careful at first how many friend requests you send. As your personal friends list grows, you can do more requests in a shorter amount of time.

Scroll down until you see the list of names with the Add Friend button next to them.

But don't just friend request everyone. Look for those with lots of followers.

People with followers are more active and those are the type of friends you want.



Go through and put your mouse over the name. A popup will come up and you can see the followers. When someone has a lot, then click the Add Friend.

Keep doing this until you have about 20 or so friend requests sent. Then wait a day and do it all over again.

If people contact you then respond back. This is a great way to build up a relationship.

Now that person will see your news feed. They are someone who has an interest in internet marketing and would be more likely to buy your products.

After you do this everyday, you will eventually start to get a big friends list going and all of them will be interested in your products.

Way better then having a bunch of family and friends with no interest at all.

Bonus Free Traffic Source

JV Partnerships will be another rock solid way to pick up Free traffic.

If you create your own products, you will want to attract jv partners to promote for you.

This is traffic comes in Free, but has a price. The price is usually a % of the sales. Of course, I mean no one is going to promote an offer without getting anything in return.

But what you get with the Free traffic is buyers onto your list. And I told you before that buyers are the single best traffic you will find online.

If you are building up your facebook friends list the right way, then you will find a lot of jv partners in that list.

So your goal is to start networking others who are promoting their own products. They have big lists, and could bring in a lot of sales your way.

****** If you are going to get someone to promote your product. You have to be willing to promote back to them when they launch.

JV Traffic Walkthrough

Go to warriorplus.com Click on Affiliates and offers



Then look for affiliate with a big Deal of the Day badges.

These are the JV's that create a lot of products and will have big lists.

Click on there link and go to the JV page of the product they are promoting.

On the JV Page you can find the contact information.

Contact the JV Partner and work up a relationship.

Want more exposure for you

| Product | Affiliate | Rating | Count |
|-------------------------------|---------------|----------|-------|
| Arbitrage Underdog Evergreen | Tom E | \$\$\$\$ | 7 |
| Free Traffic Renegades | Craig Dawber | \$\$ | 1 |
| 6K Cash Machines | man88 | \$\$\$ | 1 |
| Tube Traffic Tornado! | janig | \$\$\$ | 2 |
| The 2016 Outsourcer Rolodex | Luther Landro | \$\$\$\$ | 20 |
| Publishing Profit Mantra | TomYevsikov | \$\$\$ | 11 |
| WpRankMe Wordpress SEO Plugin | abs007 | \$\$\$ | 10 |
| 5K Formula System | MatthewNeer | \$\$\$\$ | 1 |
| \$300 CPA Every Day | gkmarketing | \$\$ | 2 |

Red arrows point to the ratings: 7, 11, 10, and 20.

**** Important...** Do not contact a JV partner and ask for them to promote your product. First build a relationship and then ask them promote later.

Ask if you can do video testimonials for there up and coming product.

So after you build up a relationship you can promote each other's products. You send free traffic to your JV Partner with your email list. And they will send Free traffic back to you.

A Win Win Situation...

Conclusion

I have laid out the best free traffic sources online. If you get to work and start to master each of them. You will see your business skyrocket.

Always keep this in mind when you work on Free traffic sources. They take time. Some will not start to take off for up to a year of daily work.

If you are serious about building a business online then you should have no problem spending the time to build up your networks of Free traffic.

Resources

Gold Training of this entire report - [Click Here](#)

List Building on Crack, Build A Huge Email List Fast - [Click Here](#)

Free Autopilot Income Secrets Training - [Click Here](#)

==

Offers to promote online - [CPA offers](#), [Clickbank](#), [JVzoo](#), [Warriorplus](#), [Network marketing opportunity](#), or Your own products.

You can duplicate this exact landing page by using this system [Click HERE](#)

Forum Traffic

Click here for the [WarriorForum](#)

Youtube Traffic

Use a program like [Camtasia](#), [Screenflow](#), or my favorite Free program [Screencastify](#)

Email Traffic

Register for an account with Aweber [HERE](#), its free to join for 30 days

Blogging Traffic

You have 2 options, go with a self hosted platform like [Wordpress.com](#), or [Blogger.com](#).

[Wordpress.org](#) is the best solution and Hostgator will be the place to host it.

Hostgator wordpress install - [HERE](#)

JV Traffic

Warriorplus [warriorplus.com](#) The place to find good JV Parnters

Free Google Hangout Learn How To Get More Leads and Traffic

[Register Here](#)